



2020 CONCERT INFORMATION PACK TWO

(TWO OF TWO)

THIS PACK CONTAINS IMPORTANT FINE DETAILS ABOUT THE
END OF YEAR CONCERT AND REHEARSALS. PLEASE ENSURE
YOU HAVE READ CONCERT INFO PACK ONE WHICH OUTLINES
BROADER INFORMATION ABOUT 2020'S CONCERT.



PLEASE READ THE PACK THOROUGHLY - IF YOU STILL HAVE
QUESTIONS, PLEASE CONTACT ADMINISTRATION ON
DANCE@WAPS.COM.AU OR (08) 9388 6970.

★ Summary of Dates & Venues

Dress Rehearsal: Sunday 6th December at *WAPS Subiaco* (see waps.com.au/concert for the Dress Rehearsal Schedule)

Tech Rehearsal: Friday 18th December at *The Regal Theatre*, (please read this pack for arrival times)

Junior Concert, Senior Concert, Adult Concert: Saturday 19th December at *The Regal Theatre*, (please read this pack for arrival times)

Classes at WAPS will NOT be running on Saturday 19th December due to the concert.

★ Before the Dress Rehearsal

Before you head into the dress rehearsal, be sure to complete the following checklist!



Have you confirmed your concert participation?

A signed permission slip was due in August.



Have you paid your account in full?

Remember students cannot participate in the concert if their Term Invoices have not been paid in full, including any costume hire costs, outstanding or late fees and levies.



Are your contact details up to date?

Important notices about the concert are communicated to students and families via email and SMS. Please ensure your contact details are up to date. Please also add our email dance@waps.com.au to your address book to ensure our emails are not going to your SPAM!



Do you have our WAPS App on your smartphone?

We will also be sending out concert information via our WAPS app. If you have a smartphone, simply download "TEAM App" from your store (completely free) and search for WAPS. You will be updated immediately on any new announcements. We also recommend following WAPS on Facebook or Instagram!

★ The Dress Rehearsal - Sunday 6th Dec

The aim of the dress rehearsal is to allow all students to perform their routine/s in their costume, assess movement and fit, etc. Students also have their photos taken in costume by DanceWorks Photography.

➤ **Location & Schedule:** WAPS Subiaco Studio (Studios 1, 2 and 3 - upstairs and courts). Please head to www.waps.com.au/concert (password WAPS2020) to download the full Dress Rehearsal schedule - **note this is *not* the same as the concert running order.**

➤ **Arrival:** Arrive at least 20 minutes prior to your first scheduled rehearsal time. This will allow time to warm up and get changed into costumes. Private singing/music students will also have an opportunity to rehearse and take photos, please contact dance@waps.com.au to book in an available time slot. **We thank you for respecting our venue capacity limits and COVID-19 Safety Protocols.**

➤ **Hair & Make-up:** Full hair and make-up is required for all students on this day and should be completed *before* you arrive to save time. Please also bring any footwear, accessories and other items required as per the attached Costume Schedule. ***Absolutely no fake tan, tinted or tanning products are to be applied (damaged or stained costumes will be charged as a purchased costume to the student's account).***

➤ **Costumes:** *All students* who are wearing costumes provided by WAPS *must* pick them up from the Costume Collection Area and return the costume back to the same area neatly and in its original packaging, **immediately after their rehearsal slot**. Failure to do so results in delays and lost costumes. If you would like to purchase your costume, speak with costume staff on the day of the rehearsal to find out the full purchase cost - **you will still need to return the costume at the end of the rehearsal even if you intend to purchase it.**

Please note, as these are professional dance costumes made for durability, performance and stage appearance, they may fit or feel differently to regular clothing. Some costumes *may* not always feel 100% comfortable, but keep in mind you'll only be wearing it for a few minutes (and will look fabulous while doing so)!

All students (even those providing their own costumes) are responsible for their costumes throughout the rehearsal. We ask that **no coloured soft drinks or messy foods** are brought – all snacks and lunch must be eaten away from changing areas



DanceWorks Photography
music passion dance

and not whilst in costume. **Please do not apply fake tanning products prior to the concert - you will be liable to purchase any costumes you stain at the rehearsals or the concert.** If you are in a class that is providing your own costumes, please make sure to bring this with you to Dress Rehearsal.

What to expect on Dress Rehearsal Day:

1. **Prepack** any accessories and footwear as per the *Costume Schedule* and complete hair and make-up beforehand.
2. **Arrive to WAPS Studios in Subiaco 20mins before** your scheduled rehearsal and locate the Costume Collection Area to collect your costume. Please use the bathrooms in the building to get changed immediately.
3. **Once you have changed into your costume**, you will wait with your class until it is your turn to rehearse your routine. This is *not* a lesson – you will only have time for one run-through so it is important you are punctual. Latecomers may miss out on their rehearsal.
4. **After your class has rehearsed your routine** you will all move to the photography area, where your group and individual portrait photos will be taken by a professional photographer.
5. **Once your photos are taken**, you **must change out of your costume even if you intend to purchase it**.
6. **Return your costume to the Costume Collection Area**, neatly and in the original packaging – do not lose your bag or get it mixed up with another dancer's, even if you are the same size. If you wish to purchase your costume, please see reception staff who will advise you of purchase costs and procedures. However, your costume will still remain with WAPS until the day of the concert.
7. **If you are in another routine**, you can then collect the next costume and prepare for your next rehearsal slot. Some students will have back to back routines so it is important that you are familiar with your schedule, locations and ensure you change into and out of your costumes quickly to avoid delays.
If you are in multiple back-to-back routines, you may hold onto your costumes and do all of your photos at the end of your rehearsals. Please ensure all costumes are returned to the Costume Area by the end of the scheduled rehearsal day or late charges will apply.


8. When you have completed all your routines **and returned all costumes**, you may leave. Please ensure you have checked that all costume items are returned and that you have gathered all personal belongings with you.

Photos: We will have hundreds of students rehearsing and being photographed throughout the dress rehearsal, so we ask for your patience and understanding on this exciting day. Please respect our staff, photographers, and our COVID-19 capacity guidelines. No phone photography can take place in the photographer's room.

Photos taken during the portrait session at Dress Rehearsal are made available on the photographer's website - **take a card and release form on the day** for the special code to preview and purchase your photos for the photographer directly.

★ The Technical Rehearsal - Fri 18th Dec

The aim of the Technical Rehearsal is to give venue staff the chance to set and rehearse sound and lighting conditions for the concert, and to give students the opportunity to familiarise themselves with the stage and venue. Students also rehearse their group bows & finale item of each concert.


 **Arrival & Schedule:** You will need to arrive at *The Regal Theatre* at the below times.

Please note, due to COVID-19 guidelines and venue restrictions, we ask that you cooperate with any changes that may occur to our normal procedures below. Whilst we endeavour to operate the day as smoothly as possible, the health and safety of our students and staff are of the utmost importance. We thank you for respecting our venue capacity limits and COVID-19 Safety Protocols.

Juniors (*pre-junior, junior classes*): Please arrive at **8.20am sharp**. We will run through our finale piece first, followed by individual acts from the concert. Students can leave after they have rehearsed all of their routine/s. We estimate an approximate finish time of 11.30am for the full rehearsal.


Seniors (*intermediate & senior classes*): Please arrive at **11.00am sharp**. (*Senior Drama & Acting students may be asked to arrive earlier - TBC*). We will run through our finale piece first, followed by individual acts from the concert. Students can leave after they have rehearsed all of their routine/s. We estimate an approximate finish time of 4pm for the full rehearsal.

Adults: Please arrive at **3.30pm sharp**. We will run through our finale piece first, followed by individual acts from the concert. Students can leave after they have rehearsed all of their routine/s. We estimate an approximate finish time of 6pm for the full rehearsal.

 **Parents & Guardians:** Parents and family members are **not allowed in the auditorium at any time** during the technical rehearsal. Any unauthorised persons in the auditorium will be asked to leave by venue staff.

Parents of young children may stay with their child backstage during the **rehearsal only**. There is limited space backstage, so to prevent unnecessary congestion and to comply with COVID-19 protocols, we may request that parents wait in the foyer. Alternatively, you can leave a contact number with our designated communications staff and we can call you when your child has finished their routines.

All children are safely monitored by WAPS staff throughout the rehearsal and on the concert day.

 **Costume, Hair & Make-up:** Hair and make-up is NOT required for this rehearsal, however the correct dance footwear must be worn for each routine, so that students can practise with the stage flooring.

Some students may be asked to wear a costume on the day in order to assist venue staff in lighting each routine appropriately. Any costumes given out on the day must be returned to WAPS at the rehearsal, even if students intend to purchase them.

 **What to expect on Technical Rehearsal Day:**

1. **Pack your dance shoes**, a bottle of water (no coloured liquids or sodas) and a **light** snack if necessary. No hair or makeup required. You may wear your tights if you wish, but it's not compulsory.
2. **Arrive to Regal Theatre as per your schedule above** and look for signs and WAPS staff to direct you backstage. Please note, if you arrive early or if the concert rehearsal prior is delayed, you may be asked to wait quietly in the foyer until backstage area is ready.
3. **Once you are backstage**, please be respectful of the venue, take care of your belongings and wait patiently for our WAPS staff to announce rehearsal and concert procedures. You may be provided with a costume to wear to represent your routine for the lighting technicians. If so, please look after the costume (and the bag it comes in) and return it to WAPS staff before you leave.
4. **After a quick briefing**, you will be asked to line up to prepare for the FINALE rehearsal. Please pay attention to WAPS staff and remember your positions. If you are not planning on participating in the Finale, please advise staff so they do not position you in the piece.

5. **After the Finale rehearsal**, we will begin to rehearse each class routine. This will not be the same as the concert running order. It is important that you **remain inside the allocated rooms at all times**, as our WAPS staff will be preparing their classes based on their assigned rooms.

Please familiarise yourself with the day's schedule and listen out for WAPS staff instructions. If you are not paying attention or if you are not in the room at the time our staff members call for the group, then you may miss your rehearsal on stage. If you need to go to the bathroom, please let a staff member know, however there will be supervised toilet runs throughout the day.

6. **After you have rehearsed all of your routines**, please ensure you return all costumes to WAPS staff if you were provided one (even if you intend to purchase it), and gather all of your belongings with you.

7. **After this, you may leave as long as there is a parent or guardian there to collect you**. All junior, intermediate and senior students must have a parent or guardian to accompany them before they are able to leave. If you wish to leave unsupervised, your parent/guardian must provide written permission to WAPS staff prior to rehearsals (see permission slip on the back of this pack).

If you would like a call when your child's rehearsal is completed so you can collect them, please leave your number with our communications staff on the day.

★ The Concert - Sat 19th Dec

➤ **Arrival & Schedule:** You will need to arrive at *the Regal Theatre* at the below times. Please pay attention to signs and look out for WAPS teachers and staff who will direct you where you need to be.

Juniors need to arrive at 9.30am (no earlier please) for an 11am concert start, finishing approximately 1pm.

Adults need to arrive 2pm (no earlier please) for a 3pm concert start, finishing approximately 4.30pm.

Inters/Seniors need to arrive 5pm (no earlier please) for a 6pm concert start, finishing approximately 9pm.



Due to costuming and backstage set up between concerts, early arrivals will not be allowed backstage. Please arrive on time.

➤ **Costume, Hair & Make-up:** Please arrive with hair and make-up already done if your child cannot apply it themselves. We recommend students bring their own makeup kits for touch-ups throughout the concert, as we do not allow makeup to be shared backstage due to allergies.

All students must bring appropriate footwear, underwear and stockings (see Costume Schedule attached). All hired costumes must be returned to WAPS before children leave the concert. See Purchased Costume procedures below if you have purchased a costume.

Please also bring along your Souvenir T-shirt or plain black T-shirt (and pants/shorts) for our finale dance (see below for more info).

➤ **Toddlers:** Students in toddler classes (e.g. weekday 2-4 year old Tiny Ballerinas or Little Groovers) can be collected at the interval from the stage door. Parents of toddlers who wish to collect their child at the interval can then watch the rest of the concert with their child on their lap, or may leave the venue and go home. A dedicated WAPS staff member will be at the stage door throughout the interval to facilitate collection of toddler students, and backstage assistants will prepare your child and their belongings to be collected from the stage door at interval. If you wish for your 2-4 year old child to remain backstage for the entirety of the concert (and participate in our finale dance and bows), please contact dance@waps.com.au as soon as possible so that backstage supervision of your toddler for the remainder of the concert can be arranged.

➤ **Parents & Family Members:** *No parents or family members are allowed backstage during the concert, regardless of the age of the child.* Children will be monitored by trained WAPS staff throughout the day and helpers will be allocated to help children change costumes. All of our staff and helpers are experienced, trained and hold current Working With Children Checks.

The safety and wellbeing of our students is our number 1 priority. For security purposes and the safety of our students, no parents or unauthorised persons are allowed backstage once the concert has commenced (this includes the interval). Likewise, students are not allowed to leave the backstage area during the concert. If you need to speak to your child for any reason during the concert, please see our door staff. You will be asked to remain in the foyer while our staff member brings your child to you.

➤ **What to expect on CONCERT Day:**

1. ***Pack all of your accessories, shoes and dance items in a bag.*** Ensure all personal belongings and valuables are labelled with your name and packed securely. Makeup and hair should be completed before you arrive. Bring along a bottle of water (no coloured liquids or sodas) and a **light** snack if necessary. You will find a suggested list of items to bring on the WAPS Concert Hub.


For our toddlers, pre-junior and junior students, you may like to include a ***Packing List***

for your items, so our assistants can ensure all of your child's essentials are packed up again at the end of the concert. *Pack your 2020 Souvenir T-shirt OR a plain black shirt for our finale (see below)*

2. **Arrive to Regal Theatre on time as per your schedule above** and look for signs and WAPS staff to direct you backstage. Please note that if you arrive early or if the pack-up from the prior concert is delayed, you may be asked to wait quietly in the foyer until backstage area is ready.
3. **Once you are backstage**, please be respectful of the venue, take care of your belongings and wait patiently. Our WAPS Staff will direct class groups to collect their costumes from the Costume Collection Area. Please ensure you have a safe space for your own belongings and also for the costumes you are to look after. For all toddlers and young students, we will have staff and helpers backstage who will assist students with their belongings as well as costume changes, food, drink and toilet breaks.
4. **Approximately one hour before the concert begins**, all parents/family members will be asked to leave the backstage area and make their way to the auditorium. This is so we can perform our proper head counts, secure the area from any unauthorised persons, and start our warm-ups and preparations. There is only one entry/exit to the backstage area, and this will be secured by a staff member at all times to ensure students remain safe and secure backstage.
5. **Once the concert has commenced**, all students need to remain quiet whilst backstage and in the wings. Students will be able to watch the concert stage live through a monitor in their green rooms. There will also be activities and light games to keep our younger students entertained and occupied. Please do not eat or drink backstage - there is a designated area and time for food consumption and it will be fully supervised by staff.
6. **At the interval (only for Junior and Senior Concerts)**, all students are to remain backstage and in their green rooms. Preliminary costume collection will occur during this time. Supervised drink, food and toilet breaks will be assigned. No parents, family members or unauthorised persons are allowed backstage during the interval.
7. **After you have performed your last routine**, change into your finale outfit! Please ensure your costumes are all packed neatly, ready for collection. At the end of the concert, all students will take their bows and perform the finale dance (see below for more information). If you are in the last few acts of the concert, you may wear your final costume for the finale.
8. **At the end of the concert**, all parents will be asked to wait in the foyer. Our staff will assist with all costume changes, packing of belongings and preparing our students to leave the premises. All costumes are to be returned to the Costume Collection Area.


As soon as a student is ready, they will begin to line up in the corridor backstage and our staff will call for their parents in the foyer. If you are not there yet, the student will remain backstage with our staff until you arrive. If you wish to give your older child consent to leave the venue unaccompanied after the event, please complete the consent form at the end of this pack. (Adult students may leave once they have gathered their belongings).

For Junior or younger students, it is strongly recommended that you include a **Packing List** with your child's belongings, so that our staff can ensure your child does not leave without all of their essential items.

 **Purchased Costumes:** Please note that all costumes are distributed on a **hired basis**, unless you have arranged to purchase with WAPS administration (see Dress Rehearsal: Costume), and have made the extra payment to cover the purchase cost **at least 24 hours prior to the day of the concert**. This is to ensure our Costume staff have prepared your costume accordingly to allow for collection at the end of the concert.

If you have purchased and paid for the costume in full at least 24 hours prior to the concert, **please see our Costume staff at the end of the concert to confirm**. Once verified and marked by Costume Staff you can take the costume with you.

If our Costume Staff does not have a record of your purchase or payment, or if you only decide on the day that you wish to purchase the costume, **you must return the costume to our Costume Staff before you leave**. You can arrange for the purchase and payment in the week following the concert and collect it from the studio then.

 **Concert Finale:** At the end of the concert, all students will take their final bows and perform our concert finale dance. The choreography for this short dance will be taught in class - see the Concert Hub page for YouTube videos to help you practise at home. **If you have ordered your Concert Souvenir T-Shirt, please bring and wear it for the finale dance**. If you opted out of purchasing it, please wear a **plain black t-shirt**. Please avoid wearing high heels or other unsafe footwear for our finale. Jeans, leggings, or pants are suitable to wear with your t-shirt.

Backstage Etiquette & Venue Policies

To ensure that our rehearsals and concerts run as smoothly as possible, it is important for all parents, family members and performers to follow the guidelines set out in this information pack, as well as general backstage etiquette and venue policies. The Regal Theatre is a state of the art performing facility and has a number of guidelines we must adhere to. Please see below to ensure you understand your responsibilities as a performer or audience member.

- All performers and audience members must be polite and respectful, not only to each other but also to venue staff, WAPS staff and other patrons.
- If you are backstage, in the wings, or in the corridor areas during the concert, please be quiet as all noise can be heard in the auditorium and is a distraction to other performers.
- Be respectful of the venue and its property (i.e. avoid touching or damaging any musical equipment, projectors, screens and any other items that belong to the venue).
- Be mindful of your own property and wastes (i.e. clean up after yourself, put your rubbish in the bin, don't leave valuables or any items lying around unattended).
- No food or drinks backstage at any point in time. We will allow children to eat at one point during the concert in a supervised area, however we ask that you feed your child a good breakfast/lunch so they are not hungry as soon as they arrive. Some of our students suffer from serious food allergies - please refrain from packing any products with common allergens, or food/drink that may stain. Children are not permitted to share food with classmates under any circumstances and may only eat in the designated area under staff supervision.
- Absolutely no smoking or alcohol consumption in the building or on the grounds of the property at any point in time. Failure to comply may result in a fine from the venue.
- No cameras or recording devices are allowed at any point in time during the concert. There will be professional photographers and videographers recording the concerts. If you are seen operating a recording device during the concert, you will be asked to leave by venue staff.
- As an audience member, please stay for the full duration of the concert (excluding toddler students leaving at interval). All of our students have worked extremely hard all year for this showcase. It can be quite disheartening and distracting for them to see patrons leave throughout the concert.
- Be supportive of your fellow performers and maintain a positive attitude. It's an exciting time but can also be quite hectic. Assist those who have multiple items and encourage each other.
- **Note that staff must sight a parent/guardian before performers under 18 can be allowed to leave. If you wish for your older child to leave the venue unaccompanied after the event, please complete the consent form at the end of this pack.**

Due to COVID-19 restrictions, please also ensure:

- You do not attend if you are unwell or recently returned from interstate/overseas.
 - You wash your hands frequently, cover your mouth when sneezing/coughing, and dispose of all tissues immediately yourself.
 - Absolutely no parents backstage during the concert - please respect our venue capacity.
- Thank you for respecting staff instructions and safety procedures at all times.**

★ Ticketing Information

Concert tickets will be released for sale approximately 3-4 weeks prior to the event.

Tickets will be available via Ticketek - not directly through WAPS.

The Concert Hub (www.waps.com.au/concert - password **WAPS2020**) will be updated at this time with a coloured “Buy Tickets” button so guests can order their tickets. **This announcement and link will also be shared via email, Team App, newsletter, social media, and SMS, and announcements will also be made during class time.**

As per our concert checklist, we recommend that you whitelist all emails from our DanceStudioPro enrolment portal, as well as our staff email addresses, download the Team App, or follow WAPS on Facebook or Instagram to ensure you're not missing out on updates from the studio.

As this is through a third party ticketing site, please ensure you purchase tickets to the correct concert for your child/family member. We are unable to re-allocate, refund or transfer any tickets due to booking errors.

If you are unsure which concert to purchase for, please check with your class teacher/s or our administration team.

Tickets are via an external service so it's important families book all their tickets together, as ordering extra tickets afterwards will likely mean that seats will not be next to each other. Tickets cost \$35 for adults, or \$29 for children 12 and under (plus booking fees).

Tickets are on a first come best dressed basis, so please make sure you book early to avoid disappointment, particularly given the potential for capacity limits due to COVID-19. We have many parents who even set up reminders or alarms to make sure they purchase their desired seats and number of tickets within the first hour that ticket sales open!

If you need wheelchair access

Please inform us via email to dance@waps.com.au no later than 30th November. Limited wheelchair access is available and we cannot guarantee that we can assist with special access if we do not receive notice by **30th November**. Alternatively, you can purchase special access seats once tickets go on sale to the public. These will be indicated on the seating chart and are on a first come first serve basis.

★ Videos and Photos

Photographs taken at the concert and dress rehearsal will be available for purchase from DanceWorks Photography (www.danceworksphotography.com.au) – we remind you that cameras and recording devices are not allowed in the auditorium.

Video recordings (provided on a USB) are available for **pre-ordering** from WAPS at \$37.50 each, \$65 for a pack of two, or \$100 for a pack of three. Orders are placed directly through WAPS and **must be ordered by 16th December** – orders placed after this date will be more expensive (\$50 per USB) as they are re-ordered and delivered individually from our supplier.

Video USB pre-orders are open NOW - please email dance@waps.com.au to advise if you wish to pre-order one (or more) USBs, and our admin staff will apply the cost to your WAPS account.

★ **Costume, Hair & Makeup Schedule**

➤ **General Hair & Makeup Requirements:** Unless otherwise stated in the Costume Schedule below, the following requirements apply to all students:

Hair must be slicked back with all wisps gelled, sprayed or pinned back. Unless specified in the Costume Schedule below, long hair should be tied into a high straightened ponytail (above the ears).

All students must wear **natural foundation and blush** to suit their skin tone. This is the case even for boys.

All girls should wear **brown eyeshadow and mascara** (false lashes also acceptable), with red-pink lipstick (please refrain from sharing). Full stage makeup requirements have already been outlined in Concert Info Pack 1. Please note that stage lighting is very harsh and will wash out all facial features, both for the audience and our photographers, unless it is highlighted by stage makeup.

All underwear should be flesh coloured. Bras should be strapless or have clear plastic straps.

No fake tan or tanning products, and no jewellery (including earrings) for dancers.

Clear nailpolish is fine, but please no false or stick on nails that may break off or cause damage to costumes during the concert.

➤ **BYO Costume Pieces:**

Music & Drama Students: Some (not all) of these classes will not be required to hire costumes from WAPS and will supply their own costumes for certain items. You will receive a note and/or email about costumes from your class teacher, in your class [Google Drive folder](#).

Adult students: All adult students will be providing their own costumes. Please discuss with your teacher for specifics, and see your class [Google Drive folder](#) for documents.

Dance students: Some (not all) of these classes may be required to provide their own costumes for certain routines. You will receive a note and/or email about this from your class teacher.

For most classes and routines, you will have hired a costume from WAPS. Shoes, tights and some small pieces will not be included in your hired costume. You will need to provide your own

shoes and tights, and in some cases your own accessories (i.e. pants, hat, etc). This varies from class to class so please make sure you check the Costume Schedule below for specific instructions.

WAPS does stock some dancewear, including a selection of tights, canvas ballet shoes, and clear bra straps, however if you are unable to find what you need at the WAPS store, we recommend the following suppliers:

Local: The WA Costume & Ballet Centre, 4/221 Scarborough Bch Rd, Mt Hawthorn, 9443 7550

North: Sequin City, 14 Dellamarta Rd, Wangara, 9409 9369

South: Studio Scene, 352 Marmion St (Cnr Redwood Cresc), Melville, 9330 7670

★ Junior Costume Schedule

Please note below the items students are to provide for each individual class. Please pay close attention to the colour and styles required.

This is NOT a running order. Classes are listed in the order that they are scheduled at WAPS during the week.

Where there are multiple routines with different requirements, the routine name has been mentioned for specificity.

CLASS	ITEM	HAIR	TIGHTS	SHOES
		MONDAY		
Ballet RAD Primary/1 Miss Lauren	Paquita	Ballet Bun	Pink ballet tights	Pink ballet shoes
Ballet RAD ½ Miss Lauren	Polonaise	Ballet Bun	Pink ballet tights	Pink ballet shoes
		TUESDAY		
Tiny Ballerinas (Tuesday & Wednesday) Miss Lauren	Don Quixote	Ballet Bun	Pink ballet tights	Pink ballet shoes
Junior Drama & Acting Miss Sylvia	WAPS ATTACK - Game Show Skit	<i>Instructions already sent and in Google Drive</i>	<i>Instructions already sent and in Google Drive</i>	<i>Instructions already sent and in Google Drive</i>
Junior GLEE Miss Sylvia & Miss Lauren	Roar	High ponytail	Tan dance tights (non shimmer)	Black jazz shoes or black canvas sneakers/flats

		WEDNESDAY		
Pre Junior Modern Jazz Mr Jamie	Be Young, Be Foolish, Be Happy	High ponytail	Tan dance tights (non shimmer)	Tan jazz shoes
Pre Junior Hip Hop Mr Jamie	Uptown Funk	High ponytail	N/A	All-white sneakers
		THURSDAY		
Junior Singing & Drama Miss Sylvia	Alone Pt II	<i>Instructions already sent and in Google Drive</i>	<i>Instructions already sent and in Google Drive</i>	<i>Instructions already sent and in Google Drive</i>
Junior Tap Dance Miss Emily	I've Got the World on a String	High ponytail	Tan dance tights (non shimmer)	Tan tap shoes (Girls) Black tap shoes (Boys)
Junior Modern Jazz Miss Emily	9 to 5	High ponytail	Tan dance tights (non shimmer)	Tan jazz shoes for girls (Black for boys)
Junior Lyrical/Contemporary Miss Emily	Forever Young	Half up/half down	Tan convertible tights rolled to under knee	Half soles/foot undeez

		SATURDAY		
Lil Groovers Miss Lauren	Shake a Tail Feather	High ponytail	Tan dance tights (non shimmer)	Black jazz shoes or black canvas sneakers/flats
Junior Cheerleading Miss Emily	Everybody Dance Now	High ponytail	Tan dance tights (non shimmer)	All-White Sneakers
Pre-Junior Acro Dance Miss Keeley	Rockstar	High ponytail	Tan convertible tights rolled to under knee	Bare feet
Tiny Ballerinas Miss Lauren	Coda	Ballet Bun	Pink ballet tights	Pink ballet shoes
Junior Acro	Ways to be	High ponytail	Tan convertible	Bare feet

Miss Keeley	Wicked		tights rolled to under knee	
Pre-Junior Singing & Music Miss Siobhan	I Don't Want to Live on the Moon	<i>Instructions already sent and in Google Drive</i>	<i>Instructions already sent and in Google Drive</i>	<i>Instructions already sent and in Google Drive</i>
Junior Hip Hop Miss Emily	Rock your Body	High ponytail	N/A (or Tan non shimmer dance tights)	All-White Sneakers
Junior Singing & Music Miss Siobhan	Naughty from Matilda & I Don't Want to Live on the Moon (With Pre-Junior)	<i>Instructions already sent and in Google Drive</i>	<i>Instructions already sent and in Google Drive</i>	<i>Instructions already sent and in Google Drive</i>

★ Inter/Senior Costume Schedule

Please note below the items students are to provide for each individual class. Please pay close attention to the colour and styles required.

This is NOT a running order. Classes are listed in the order that they are scheduled at WAPS during the week.

Where there are multiple routines with different requirements, the routine name has been mentioned for specificity.

CLASS	ITEMS	HAIR	TIGHTS	SHOES
		MONDAY		
Glow Troupe Miss Lauren	River & Black and Gold	Half up/Half down High ponytail	Tan dance tights (non shimmer)	Bare feet/foot undeez/half soles Black Jazz Shoes
		TUESDAY		

Inter/Senior GLEE Miss Sylvia & Miss Lauren	High School Medley	High Ponytail	Tan dance tights (non shimmer)	Black jazz shoes or canvas sneakers/flats
Senior Hip Hop Miss Izzie	Nation Army & Google Me	High Ponytail	N/A	All-Black Sneakers
		WEDNESDAY		
ARIA - Advanced Singing Troupe Miss Siobhan	Put Your Records On	<i>Instructions already sent and in Google Drive</i>	<i>Instructions already sent and in Google Drive</i>	<i>Instructions already sent and in Google Drive</i>
		SATURDAY		
Sapphire Troupe Miss Emily	Energy & Sound of Silence	High ponytail Half up Half down	Tan dance tights (non shimmer) Tan dance tights (non shimmer) convertible tights rolled up under knee	Tan Jazz shoes Half soles/foot undeez
RAD Ballet Grade 5/Pointe Miss Lauren	Romeo and Juliet & Smooth Criminal	Ballet Bun	Pink Ballet Tights	Pink Ballet flats Pointe Shoes
Inter/Senior Cheerleading Miss Keeley	Boom!!	High ponytail	Tan convertible dance tights (non shimmer)	All-White sneakers
RAD Ballet Grade ¾ Miss Emily	Arabian Nights & Potter Waltz	High ponytail Half up Half down	Pink Ballet Tights	Pink Ballet shoes
Inter/Senior Acro Dance Miss Keeley	Now or Never & Latch	High Ponytail	Tan convertible dance tights (non shimmer)	Bare feet
Inter/Senior Tap Dance Level 1 Miss Emily	Boogie Woogie Bugle Boy & Sing Sing Sing	High Ponytail	Tan dance tights (non shimmer)	Black Tap Shoes

	(Combined Level 1 and Level 2)			
Empire Troupe Miss Stella	Senorita Mix & Room Shaker & Bang Bang	High Ponytail	Tan dance tights (non shimmer)	Tan Chorus Heels for Senorita & Roomshaker Bang Bang as per group's decision
Inter/Senior Singing & Music Miss Siobhan	Good Morning Baltimore	<i>Instructions already sent and in Google Drive</i>	<i>Instructions already sent and in Google Drive</i>	<i>Instructions already sent and in Google Drive</i>
Fire Acro Troupe Miss Keeley	Poison	High Ponytail	Tan convertible dance tights (non shimmer)	Bare Feet
Inter/Senior Tap Dance Level 2 Miss Emily	King of New York & Sing Sing Sing (Combined Level 1 and Level 2)	High Ponytail	Tan	Black Tap Shoes
Inter/Senior Hip Hop Miss Keeley	Glorious & Troublemaker	High Ponytail	N/A	All-White Sneakers
Intermediate Modern Jazz Miss Emily	Don't Start Now & Mas Que Nada	High Ponytail	Tan dance tights (non shimmer)	Black Jazz Shoes
Senior Modern Jazz Level 1 Miss Stella	Crazy In Love & Green	High Ponytail	Tan dance tights (non shimmer)	Black Jazz Shoes
Intermediate Contemporary/Lyrical Miss Emily	Like I'm Gonna Lose You & Unsteady	Half up/Half Down & High Ponytail	Tan convertible dance tights rolled up to knee	Bare feet/Half soles/Foot Undeez
Senior Lyrical/Contemporary Level 1 Miss Stella	Sorry & The Fault in Our Stars	Half up/Half Down	Tan convertible dance tights rolled up to knee	Half soles/Foot Undeez

Senior Drama & Acting Miss Sylvia	DSHS Drama Skit	<i>Instructions already sent and in Google Drive</i>	<i>Instructions already sent and in Google Drive</i>	<i>Instructions already sent and in Google Drive</i>
--	-----------------	--	--	--

★ Adult Costume Schedule

Please note that all Adult Classes have received costume, tights, shoes and hair/make up instructions via email and on the [WAPS Google Drive](#) in Terms 3 or 4.

If you have not received your instructions, or require an extra copy, please see your class [Google Drive folder](#).



CONSENT FORM - Under 18s

(For children under 18 years to be released from backstage area unsupervised. If you opt not to return this form, a parent/guardian **MUST** come to physically collect the child from the stage door. Your child will not be released, even to walk to the car park or pick-up point)

I, _____ (Parent/Guardian's full name),

hereby give permission to The WA Performance School to release my child,

_____ (student's full name),

from their supervision without a parent or guardian present on the following days:

(Tick all that applies)

18th December - Technical Rehearsal at Regal Theatre

19th December - Concert at Regal Theatre

I understand that by signing the form below I give consent to The WA Performance School to release my child from the backstage area at Regal Theatre after the day's proceedings have concluded (I have indicated these dates by ticking the boxes above), without staff sighting a parent or guardian first.

I understand that it is my responsibility to collect my child from the venue and that if I am late or unable to attend, I will inform WAPS staff via 0422 851 587 or advise my child to wait for collection **inside** the property until I collect them.

Signature (Parent/Guardian): _____

Full Name of Signature: _____

Date: _____