

2023 CONCERT

INFO PACK 2 (OF 2)

THIS PACK CONTAINS IMPORTANT FINE DETAILS ABOUT THE END OF YEAR CONCERT AND REHEARSALS. PLEASE ENSURE YOU HAVE READ CONCERT INFO PACK ONE WHICH OUTLINES BROADER INFORMATION ABOUT 2023'S CONCERT.





Summary of Dates & Venues



Dress Rehearsal: Sunday 19th November at WAPS Subiaco (see waps.com.au/concert for the Dress Rehearsal Schedule when it is released)

Tech Rehearsal: Friday 1st December at The Regal Theatre (please read this pack for arrival times)

Junior Concert, Senior Concert: Saturday 2nd December at The Regal Theatre, (please read this pack for arrival times)

Classes at WAPS will NOT be running on Saturday 2nd December due to the concert.



Before the Dress Rehearsal



Before you head into the dress rehearsal, be sure to complete the following checklist!



Have you confirmed your concert participation?

A signed permission slip was due in September.



Have you paid your account in full?

Remember students cannot participate in the concert if their Term Invoices have not been paid in full, including any costume hire costs, outstanding or late fees and levies.



Are your contact details up to date?

Important notices about the concert are communicated to students and families via email and SMS. Please ensure your contact details are up to date. Please also add our portal emails, and main email dance@waps.com.au to your address book to ensure our emails are not going to your SPAM!



Have you purchased your tickets to the concert?

*Tickets are on sale from Ticketek website from 13th November. See more information in the Ticketing section of this info pack. Be sure to book the **correct concert** - there are 2 different ones!*

Remember: Hired/purchased dance costumes are NOT to be removed from the studio on Dress Rehearsal Day - all costumes must be returned.

 *Remember* 


Classes are still running AFTER the concert, with the last classes on Saturday 16th December (inclusive). Make sure you come along for some fun workshops, events and dances to end the year with a bang!



The Dress Rehearsal - Sunday 19th November



The aim of the dress rehearsal is to allow all students to perform their routine/s in their costume, assess movement and fit, etc. Students also have their photos taken in costume by a professional photographer.

 **Location & Schedule:** WAPS Subiaco Studio (Studios 1, 2 and 3 - upstairs and courts). Please head to www.waps.com.au/concert (password WAPS2023) to download the full Dress Rehearsal schedule when it is made available - **note this is not the same as the concert running order.**

Dress rehearsal running order will be added to the Concert Hub as soon as it is ready so please keep an eye out. We will also advise you all via email and SMS when it is posted.



Arrival: Arrive at least 20 minutes prior to your first scheduled rehearsal time. This will allow time to warm up and get changed into costumes. **As per “Location & Schedule” the full day’s schedule will be uploaded to the Concert Hub page.**

Private singing/music/dance students will also have an opportunity to rehearse and take photos, please contact dance@waps.com.au to book in an available time slot. **We thank you for respecting our venue capacity limits and COVID-19 Safety Protocols.**



Hair & Make-up: Full hair and make-up is required for all students on this day and should be completed *before* you arrive, to save time. Please also bring any footwear, accessories and other items required as per the attached Costume Schedule.

Absolutely no fake tan, tinted or tanning products are to be applied (damaged or stained costumes will be charged as a purchased costume to the student’s account).



Costumes: *All students* who are wearing costumes provided by WAPS *must* pick them up from the Costume Collection Area and return the costume back to the same area neatly and in its original packaging, **immediately after their rehearsal slot. Failure to do so results in delays and lost costumes.**

If you would like to purchase your hired costume, speak with costume staff on the day of the rehearsal to find out the full purchase cost, but note: **you will still need to return the costume at the end of the rehearsal even if you intend to purchase it. Purchased costumes can only be taken home with you on concert day, AFTER the concert.**

Please note, as these are professional dance costumes made for durability, performance and stage appearance, they may fit or feel differently to regular clothing. Some costumes *may* not always feel 100% comfortable, but keep in mind you’ll only be wearing it for a few minutes (and will look fabulous while doing so)!

All students (even those providing their own costumes) are responsible for their costumes throughout the rehearsal. We ask that **no coloured soft drinks or messy foods** are brought – all snacks and lunch must be eaten away from changing areas and not whilst in costume. **Please do not apply fake tanning products prior to the concert - you will be liable to purchase any costumes you stain at the rehearsals or the concert.**

If you are in a class that is providing your own costumes, please make sure to bring this with you to Dress Rehearsal.

Note: Some classes may be required to wear plain black shorts under their costume depending on sizing or costume style (this will be confirmed on Dress Rehearsal Day when costumes arrive at the studio). Please ensure these are plain with no logos. Additionally: Ensure all undergarments are in a nude colour.



What to expect on Dress Rehearsal Day:

1. **Prepack** any accessories and footwear as per the attached Costume Schedule and complete hair and make-up beforehand. Have a large enough carry-bag to hold all your items safely.
2. **Arrive to WAPS Studios in Subiaco 20 mins before** your scheduled rehearsal and locate the Costume Collection Area to collect your costume. Please use the bathrooms in the building to get changed immediately.
3. **Once you have changed into your costume**, you will wait with your class until it is your turn to rehearse your routine. This is *not* a lesson – you will only have time for one run-through so it is important you are punctual. Latecomers may miss out on their rehearsal.
4. **After your class has rehearsed your routine** you will all move to the photography area, where your group and individual portrait photos will be taken by a professional photographer.
5. **Once your photos are taken**, you **must change out of your costume** even if you intend to purchase it.
6. **Return your costume to the Costume Collection Area**, neatly and in the original packaging – do not lose your bag or get it mixed up with another dancer's, even if you are the same size. If you wish to purchase your costume, please see reception staff who will advise you of purchase costs and procedures. **However, your costume must still need to be returned, and will remain with WAPS until the day of the concert.**
7. **If you are in another routine**, you can then collect the next costume and prepare for your next rehearsal slot. Some students will have back to back routines so it is important that you are familiar with your schedule/locations and ensure you change costumes quickly to avoid delays. If you are in multiple back-to-back routines, you may hold onto your costumes and do all of your photos at the end of your rehearsals. Please ensure all costumes are returned to the Costume Area by the end of the scheduled rehearsal day or late charges will apply.

8. When you have completed all your routines **and returned all costumes**, you may leave. Please ensure you have checked that all costume items are returned and that you have gathered all personal belongings with you.

Photos: We will have hundreds of students rehearsing and being photographed throughout the dress rehearsal, so we ask for your patience and understanding on this exciting day. Please respect our staff, photographers, and our COVID-19 capacity guidelines. No phone photography can take place in the photographer's room.

Photos taken during the portrait session at Dress Rehearsal will be made available on the Photographer's website shortly after the CONCERT. Details will be provided on the day by the Photographer.





The Technical Rehearsal - Fri 1st Dec



The aim of the Technical Rehearsal is to give venue staff the chance to set and rehearse sound and lighting conditions for the concert, and to give students the opportunity to familiarise themselves with the stage and venue. Students also rehearse their group bows & finale item of each concert.



Arrival & Schedule: You will need to arrive at *The Regal Theatre* at the below times.

Please note, due to COVID-19 guidelines and venue restrictions, we ask that you cooperate with any changes that may occur to our normal procedures below. Whilst we endeavour to operate the day as smoothly as possible, the health and safety of our students and staff are of the utmost importance. We thank you for respecting our venue capacity limits and COVID-19 Safety Protocols.

Juniors (toddler, pre-junior, junior classes): Please arrive at **8.45am sharp**. We conduct a quick briefing on the weekend's procedures, and will then run through our finale piece first, followed by individual acts from the concert. Students can leave after they have rehearsed all of their routine/s. We estimate an approximate finish time of 11.30am for the full rehearsal.

Seniors (intermediate & senior classes): Please arrive at **11.30am sharp**. We will run through our finale piece first, followed by individual acts from the concert. Students can leave after they have rehearsed all of their routine/s. We estimate an approximate finish time of 4pm for the full rehearsal (likely earlier).



Parents & Guardians: Parents and family members are **not allowed in the auditorium at any time** during the technical rehearsal. Any unauthorised persons in the auditorium will be asked to leave by venue staff.

Parents of young children may stay with their child backstage during the **rehearsal only**. There is limited space backstage, so to prevent unnecessary congestion and to comply with COVID-19 protocols, we may request that parents wait in the foyer. Alternatively, you can leave a contact number with our designated communications staff and we can call you when your child has finished their routines.

All children are safely monitored by WAPS staff throughout the rehearsal and on the concert day.



Costume, Hair & Make-up: Hair and make-up is NOT required for this rehearsal, however the correct dance footwear must be worn for each routine, so that students can practise with the stage flooring.


Some students may be asked to wear a costume on the day in order to assist venue staff in lighting each routine appropriately. Any costumes given out on the day must be returned to WAPS at the rehearsal, even if students intend to purchase them.



What to expect on Technical Rehearsal Day:

1. **Pack your dance shoes**, a bottle of water (no coloured liquids or sodas) and a **light snack** if necessary. No hair or makeup required, however be dressed in clothing that is suitable for a rehearsal of your routine (i.e. no dresses or loose tees that might impact your dance performance).
2. **Arrive to Regal Theatre as per your schedule above**. Look for signs and WAPS staff to direct you backstage. Please note, if you arrive early or if the concert rehearsal prior is delayed, you may be asked to wait quietly in the foyer until backstage area is ready.
3. **Once you are backstage**, please be respectful of the venue, take care of your belongings and wait patiently for our WAPS staff to announce rehearsal and concert procedures. You may be provided with a costume to wear to represent your routine for the lighting technicians. If so, please look after the costume (and the bag it comes in) and return it to WAPS staff before you leave.
4. **After a quick briefing**, you will be asked to line up to prepare for the FINALE rehearsal. Please pay attention to WAPS staff and remember your positions. If you are not planning on participating in the Finale, please advise staff so they do not position you in the piece.
5. **After the Finale rehearsal**, we will begin to rehearse each class routine. This will not be the same as the concert running order. It is important that you **remain inside the allocated rooms at all times**, as our WAPS staff will be preparing their classes based on their assigned rooms.
Please familiarise yourself with the day's schedule and listen out for WAPS staff instructions. If you are not paying attention or if you are not in the room at the time our staff members call for the group, then you may miss your rehearsal on stage. If you need to go to the bathroom, please let a staff member know, however there will be supervised toilet runs throughout the day.
6. **After you have rehearsed all of your routines**, please ensure you return all costumes to WAPS staff if you were provided one (even if you intend to purchase it), and gather all of your belongings with you.
7. **After this, you may leave as long as there is a parent or guardian there to collect you**. All junior, intermediate and senior students must have a parent or guardian to accompany them before they are able to leave. If you wish to leave unsupervised, your parent/guardian must provide written permission to WAPS staff at least 24hrs prior to rehearsals (see permission slip on the back of this pack).
If you would like a call when your child's rehearsal is completed so you can collect them, please leave your number with our communications staff on the day.

The Concert - Sat 2nd Dec

 **Arrival & Schedule:** You will need to arrive at *the Regal Theatre* at the below times. Please pay attention to signs and look out for WAPS teachers and staff who will direct you where you need to be.


- **Juniors** need to arrive at 9.30am (no earlier please) for an 11am concert start, finishing approximately 1pm.

- **Inters/Seniors** need to arrive at 2pm (no earlier please) for a 3pm concert start, finishing approximately 6.30pm.




(We understand that some of our students have a graduation to attend that evening, and will endeavour to have their items earlier in the concert as much as possible!)

Due to costuming and backstage set up between concerts, early arrivals will not be allowed backstage. Please arrive on time or you may be asked to wait outside the venue until performers from the previous concert have all been collected.

 **Costume, Hair & Make-up:** Please arrive with hair and make-up already done if your child cannot apply it themselves. We recommend students bring their own makeup kits for touch-ups throughout the concert, as we do not allow makeup to be shared backstage due to allergies.

All students must bring appropriate footwear, undergarments and stockings (see Costume Schedule attached). All hired costumes must be returned to WAPS before children leave the concert. See Purchased Costume procedures below if you have purchased a costume.

Please also bring along your Souvenir T-shirt or plain black T-shirt (and pants/shorts) for our finale dance (see below for more info).

 **Toddlers:** Students in our toddler classes (e.g. Saturday Tiny Ballerinas class) can be collected at the interval from the stage door. Parents of toddlers who wish to collect their child at the interval can then watch the rest of the concert with their child on their lap (recommended), or may leave the venue and go home. A dedicated WAPS staff member will be at the stage door throughout the interval to facilitate collection of toddler students, and backstage assistants will prepare your child and their belongings to be collected from the stage door at interval.

TODDLER PARENTS: If you wish for your 2-4 year old child to remain backstage for the entirety of the concert (and participate in our finale dance and bows), please contact dance@waps.com.au as soon as possible so that backstage supervision of your toddler for the remainder of the concert can be arranged.



Parents & Family Members: *No parents or family members are allowed backstage during the concert, regardless of the age of the child.* Children will be monitored by trained WAPS staff throughout the day and helpers will be allocated to help children change costumes. All of our staff and helpers are experienced, trained and hold current Working With Children Checks.


The safety and wellbeing of our students is our number 1 priority. For security purposes and the safety of our students, no parents or unauthorised persons are allowed backstage once the concert has commenced (this includes the interval). Likewise, students are not allowed to leave the backstage area during the concert. If you need to speak to your child for any reason during the concert, please see our door staff. You will be asked to remain in the foyer while our staff member brings your child to you.



What to expect on CONCERT Day:


1. ***Pack all of your accessories, shoes and dance items in a bag.*** Ensure all personal belongings and valuables are labelled with your name and packed securely. Makeup and hair should be completed before you arrive. Bring along a bottle of water (no coloured liquids or sodas) and a **light** snack if necessary. You will find a suggested list of items to bring on the WAPS Concert Hub.
For our toddlers, pre-junior and junior students, you may like to include a **Packing List** for your items, so our assistants can ensure all of your child's essentials are packed up again at the end of the concert. *Pack your 2023 Souvenir T-shirt OR a plain black shirt for our finale (see below)*
2. ***Arrive to Regal Theatre on time as per your schedule above*** and look for signs and WAPS staff to direct you backstage. Please note that if you arrive early or if the pack-up from the prior concert is delayed, you may be asked to wait quietly in the foyer until backstage area is ready.
3. ***Once you are backstage***, please be respectful of the venue, take care of your belongings and wait patiently. Our WAPS Staff will direct class groups to collect their costumes from the Costume Collection Area. Please ensure you have a safe space for your own belongings and also for the costumes you are to look after. For all toddlers and young students, we will have staff and helpers backstage who will assist students with their belongings as well as costume changes, food, drink and toilet breaks.
4. ***Approximately one hour before the concert begins***, all parents/family members will be asked to leave the backstage area and make their way to the auditorium. This is so we can perform our proper head counts, secure the area from any unauthorised persons, and start our warm-ups and preparations. There is only one entry/exit to the backstage area, and this will be secured by a staff member at all times to ensure students remain safe and secure backstage.

5. **Once the concert has commenced**, all students need to remain quiet whilst backstage and in the wings. Students will be able to watch the concert stage live through a monitor in their green rooms. There will also be activities and light games to keep our younger students entertained and occupied. Please do not eat or drink backstage - there is a designated area and time for food consumption and it will be fully supervised by staff.
6. **At the interval (only for Junior and Senior Concerts)**, all students are to remain backstage and in their green rooms. Preliminary costume collection will occur during this time. Supervised drink, food and toilet breaks will be assigned. No parents, family members or unauthorised persons are allowed backstage during the interval.
7. **After you have performed your last routine**, change into your finale outfit! Please ensure your costumes are all packed neatly, ready for collection. At the end of the concert, all students will take their bows and perform the finale dance (see below for more information). If you are in the last few acts of the concert, you may wear your final costume for the finale.
8. **At the end of the concert**, all parents will be asked to wait in the foyer. Our staff will assist with all costume changes, packing of belongings and preparing our students to leave the premises. All costumes are to be returned to the Costume Collection Area. As soon as a student is ready, they will begin to line up in the corridor backstage and our staff will call for their parents in the foyer. If you are not there yet, the student will remain backstage with our staff until you arrive. If you wish to give your older child consent to leave the venue unaccompanied after the event, please complete the consent form at the end of this pack. (Adult students may leave once they have gathered their belongings).
For Junior or younger students, **it is strongly recommended that you include a Packing List with your child's belongings**, so that our staff can ensure your child does not leave without all of their essential items.

 **Purchased Costumes:** Please note that all costumes are distributed on a **hired basis**, unless you have arranged to purchase with WAPS administration (see Dress Rehearsal: Costume), and have made the extra payment to cover the purchase cost **at least 48 hours prior to the day of the concert**. This is to ensure our Costume staff have prepared your costume accordingly to allow for collection at the end of the concert.

If you have purchased and paid for the costume in full at least 48 hours prior to the concert, **please see our Costume staff at the end of the concert to confirm**. Once verified and marked by Costume Staff you can take the costume with you.

If our Costume Staff does not have a record of your purchase or payment, or if you only decide on the day that you wish to purchase the costume, **you must return the costume to our Costume Staff before you leave**. You can arrange for the purchase and payment in the week following the concert and collect it from the studio then.

 **Concert Finale:** At the end of the concert, all students will take their final bows and perform our concert finale dance. The choreography for this short dance will be taught in class - see the Concert Hub page for links to the videos to help you practise at home.

If you have ordered your Concert Souvenir T-Shirt, please bring and wear it for the finale dance. If you opted out of purchasing it, please wear a *plain black t-shirt*. Please avoid wearing high heels or other unsafe footwear for our finale. Jeans, leggings, or pants are suitable to wear with your t-shirt.



Backstage Etiquette & Venue Policies



To ensure that our rehearsals and concerts run as smoothly as possible, it is important for all parents, family members and performers to follow the guidelines set out in this information pack, as well as general backstage etiquette and venue policies. The Regal Theatre is a state of the art performing facility and has a number of guidelines we must adhere to. Please see below to ensure you understand your responsibilities as a performer or audience member.

- All performers and audience members must be polite and respectful, not only to each other but also to venue staff, WAPS staff and other patrons.
- If you are backstage, in the wings, or in the corridor areas during the concert, please be quiet as all noise can be heard in the auditorium and is a distraction to other performers.
- Be respectful of the venue and its property (i.e. avoid touching or damaging any musical equipment, projectors, screens and any other items that belong to the venue).
- Be mindful of your own property and wastes (i.e. clean up after yourself, put your rubbish in the bin, don't leave valuables or any items lying around unattended).
- No food or drinks backstage at any point in time. We will allow children to eat at one point during the concert in a supervised area, however we ask that you feed your child a good breakfast/lunch so they are not hungry as soon as they arrive. Some of our students suffer from serious food allergies - please refrain from packing any products with common allergens, or food/drink that may stain. Children are not permitted to share food with classmates under any circumstances and may only eat in the designated area under staff supervision.
- Absolutely no smoking or alcohol consumption in the building or on the grounds of the property at any point in time. Failure to comply may result in a fine from the venue.
- No cameras or recording devices are allowed at any point in time during the concert. There will be professional photographers and videographers recording the concerts. If you are seen operating a recording device during the concert, you will be asked to leave by venue staff.
- As an audience member, please stay for the full duration of the concert (excluding toddler students leaving at interval). All of our students have worked extremely hard all year for this showcase. It can be quite disheartening and distracting for them to see patrons leave throughout the concert.

- Be supportive of your fellow performers and maintain a positive attitude. It's an exciting time but can also be quite hectic. Assist those who have multiple items and encourage each other.
- **Note that staff must sight a parent/guardian before performers under 18 can be allowed to leave. If you wish for your older child to leave the venue unaccompanied after the event, please complete the consent form at the end of this pack.**
- Please note that this is a professional showcase in a beautiful heritage listed theatre, with all professional world-class staff and technicians. Students will be dancing on the same stage as many world-class touring celebrities and performers, so please respect the show, venue and staff as such.

Due to COVID-19 restrictions, please also ensure:

- You do not attend if you are unwell or recently returned from interstate/overseas.
 - You wash your hands frequently, cover your mouth when sneezing/coughing, and dispose of all tissues immediately yourself.
 - Absolutely no parents backstage during the concert - please respect our venue capacity.
- Thank you for respecting staff instructions and safety procedures at all times.**

Ticketing Information

Concert tickets will be released for sale on 13th November at 12noon sharp.

Tickets will be available via Ticketek - not directly through WAPS.

TICKET LINK will be available on the Concert Hub the day before tickets are released.

Please check the site regularly for updates.

The Concert Hub (www.waps.com.au/concert - password **WAPS2023**) will be updated at this time with a coloured "Buy Tickets" button so guests can order their tickets. **This announcement and link will also be shared via email, social media, and SMS, and announcements will also be made during class time.**

IMPORTANT

THERE ARE 2 DIFFERENT CONCERTS!

As this is through a third party ticketing site, it is your responsibility to purchase tickets to the correct concert as we are not able to refund or transfer tickets for any reason.

Junior concert consists of toddlers, pre-juniors, juniors and Sapphire troupe students.

Senior concert consists of intermediate, seniors, K-Pop, Empire troupe, Emerald troupe, Equinox troupe, Fire troupe.

If you are unsure, please ask first **before** making your purchases.

As per our concert checklist, we recommend that you whitelist all emails from our DanceStudioPro enrolment portal, as well as our staff email addresses, and follow WAPS on Facebook or Instagram to ensure you're not missing out on updates from the studio.

Tickets are via an external service so it's important families book all their tickets together, as ordering extra tickets afterwards will likely mean that seats will not be next to each other.

Tickets cost \$45 for adults, or \$37.50 for children under 12 yrs (plus booking fees).

Tickets are on a first come best dressed basis, so please make sure you book early to avoid disappointment, particularly given the potential for capacity limits due to COVID-19. We have many parents who even set up reminders or alarms to make sure they purchase their desired seats and number of tickets within the first hour that ticket sales open!

If you need wheelchair access

Limited wheelchair access is available and we cannot guarantee that we can assist with special access. You can purchase special access seats once tickets go on sale to the public. These will be indicated on the seating chart and are on a first come first serve basis.



Photography & Videography



Our concert is being captured by DancePro Photography and Video!

Photographs taken at the concert and dress rehearsal can be viewed and ordered at www.DancePro.com.au. Our studio's photo gallery login is WAPS and photos are usually available from 24-48 hours after the concert.

Footage of the concert will be available to purchase as a downloadable link this year! This will allow for quick easy access as soon as the footage is edited and available, and it means there is no annoying in-person pickup process. You can download the concert from the comfort of your own homes as soon as it is ready with your own link provided. The option for USBs will still be available...

To purchase access to a downloadable link, it is \$40.

To purchase a USB, it is \$45 (only available via pre-order before 1st December).

Please indicate which you prefer when ordering.

Video pre-orders are open NOW - you may complete the order form (see end of this pack) or simply email dance@waps.com.au to advise if you wish to pre-order a downloadable link or a USB! Our administration staff will apply the cost to your existing WAPS account, with payment due by 2nd December.

Note: Full-length concert videos are edited, proofed, and available approximately 3-4 weeks after the concert this year! You'll be advised via email and in studio announcements when it is ready!



Costume, Hair & Makeup Schedule



General Hair & Makeup Requirements: Unless otherwise stated in the Costume Schedule below, the following requirements apply to all students:

Hair: slicked back with all wisps gelled, sprayed or pinned back. Unless specified in the Costume Schedule below, long hair should be tied into a straightened ponytail (above the ears).

Makeup: All students must wear **natural foundation and blush** to suit their skin tone. This is the case even for boys.

All girls should wear **brown eyeshadow and mascara** (false lashes also acceptable), with red-pink lipstick (please refrain from sharing). Full stage makeup requirements have already been outlined in Concert Info Pack 1. Please note that stage lighting is very harsh and will wash out all facial features, both for the audience and our photographers, unless it is highlighted by stage makeup.

All undergarments should be flesh coloured. Bras should be strapless or have clear plastic straps.

No fake tan or tanning products, and no jewellery (including earrings) for dancers.

Nail polish is fine, but please no false or stick on nails that may break off or cause damage to costumes during the concert.



BYO Costume Pieces:

Music, Drama & Glee Students: Some (not all) of these classes will not be required to hire costumes from WAPS and will supply their own costumes for certain items. You will receive a note and/or email about costumes from your class teacher.

Dance students: Some (not all) of these classes may be required to provide their own costumes for certain routines. You will receive a note and/or email about this from your class teacher if it applies to you.

For most classes and routines, you will have hired a costume from WAPS. Shoes, tights and some small pieces will not be included in your hired costume. You will need to provide your own shoes and tights, and in some cases your own accessories (i.e. pants, hat, etc). This varies from class to class so please make sure you check the Costume Schedule below for specific instructions.

WAPS does stock some dancewear, including a selection of tights, canvas ballet shoes, and clear bra straps, however if you are unable to find what you need at the WAPS store, we recommend the following suppliers:

Local: The WA Costume & Ballet Centre, 4/221 Scarborough Bch Rd, Mt Hawthorn, 9443 7550

North: Sequin City, 14 Dellamarta Rd, Wangara, 9409 9369

South: Studio Scene, 352 Marmion St (Cnr Redwood Cresc), Melville, 9330 7670

Junior Costume Guide

Please note below the items students are to provide for each individual class. Please pay close attention to the colour and styles required.

This is NOT a running order.

Classes are listed in the order that they are scheduled at WAPS during the week.

Where there are multiple routines with different requirements, the routine name has been mentioned for specificity.

CLASS	ITEM	HAIR	TIGHTS	SHOES
MONDAY CLASSES				
Ballet RAD 1 / 2 Miss Emma	'Junior Christmas Ballerinas'	In a Low Ballet Bun	Pink coloured ballet tights	Ballet Shoes w/ Elastic Strap - Over the Arch of the Foot - (Canvas Preferred but leather is ok)
Sapphire Troupe Miss Emma	'Speed Drive' & 'Cure For Me' (please use competition costume)	High ponytail with bow	Tan/flesh coloured convertible tights, non-shimmer	Tan jazz shoes for Speed Drive Shoes for Cure for Me is same as competitions.
TUESDAY CLASSES				
Junior Glee Miss Quintess	'A Whole New World' & 'Cooler Than Me'	1st routine: same as competitions - high ponytail/braid 2nd routine: Hair in pigtails (for girls)	Tan/flesh coloured convertible tights, non-shimmer	1st routine: Bare feet 2nd routine: white shoes, white socks
WEDNESDAY CLASSES				
Pre-Junior Tap Dance Mr Jamie	'A Friend Like You'	Hair neat and off the face. Girls: Low side ponytail. Will be wearing cap.	Tan/flesh coloured convertible tights, non-shimmer for girls.	Tap shoes, any colour.
Pre-Junior Modern Jazz Mr Jamie	Bring it all back'	Girls: Hair tied back, high ponytail Boys - Slick back	Tan/flesh coloured convertible tights, non-shimmer	Jazz shoes, any colour

Pre-Junior Hip Hop Mr Jamie	'Off to See the World'	Girls -Hair neat and off the face, low ponytail. Boys - Slick back Both will be wearing hat.	No tights required.	Black sneakers
--	------------------------	--	---------------------	----------------

THURSDAY CLASSES

Junior Tap Miss Emily	'He's a pirate'	Hair low ponytail for girls	Girls: Tan/flesh coloured convertible tights, non shimmer.	Black tap shoes.
Junior Modern Jazz Miss Emily	'Harry Potter'	Girls - High Ponytail Boys - Slick back	Girls: Tan/flesh coloured convertible tights, non-shimmer	Black jazz shoes.
Junior Lyrical/Contemporary Miss Emily	'Golden Hour'	Girls: Half up, Half down Boys - Slick back	Girls: Tan/flesh coloured convertible tights, non-shimmer	Half soles or foot undeez

SATURDAY CLASSES

Junior Cheerleading Miss Casey	'Power'	High Pony	Tan/flesh coloured convertible tights, non-shimmer, rolled up to knee	White Runners
Pre junior Acro Miss Grace	'Ghostbusters'	High Pony		Bare Foot
Tiny Ballerinas Miss Gemma	'A dream is a wish your heart makes'	High ballet bun	Pink coloured convertible tights, non-shimmer	Ballet Shoes
Junior Acro Dance Miss Grace	'Gloria'	High Pony	Tan/flesh coloured convertible tights, non-shimmer, rolled up to knee	Bare Foot
Pre-Junior Lyrical Dance Miss Gemma	'Dream'	Half up, half down	Tan/flesh coloured convertible tights, non-shimmer	Bare Foot

Junior Hip Hop Miss Casey	'Confident'	High Pony	No tights required	Black or White Sneakers
--------------------------------------	-------------	-----------	--------------------	----------------------------



Inter/Senior Costume Guide



Please note below the items students are to provide for each individual class. Please pay close attention to the colour and styles required.

This is NOT a running order.

Classes are listed in the order that they are scheduled at WAPS during the week.

Where there are multiple routines with different requirements, the routine name has been mentioned for specificity.

CLASS	ITEMS	LONG HAIR	TIGHTS/OTHER	SHOES
TUESDAY CLASSES				
Intermediate Senior Glee - Miss Quintess	'Count On Me' 'Just The Way You Are'	BOTH: Any hairstyle as long as it is out of the dancer's face	None	1st: Shoes - White canvas shoes with white socks. 2nd: Barefoot
Senior Hip Hop Miss Quintess	'...Ready For It?' & 'Look What You Made Me Do'	BOTH: Any hairstyle as long as it is out of the dancer's face	For 2nd routine: please wear back shorts underneath costume.	1st: Shoes - any white sneakers & white socks. 2nd: any black sneakers.
THURSDAY CLASSES				
Senior Tap Miss Emily	'Jailhouse Rock' & 'Run Rudolph run'	Both: High PonyTail	Tan/flesh coloured convertible tights, non-shimmer	Black Tap Shoes
SATURDAY CLASSES				
Emerald Troupe Miss Casey	'Summertime Sadness' & 'Work Song'	Both: high pony	Tan/flesh coloured convertible tights, non-shimmer	Half Soles/Foot Undeez
Inter/Senior Cheer Miss Grace	'Let's cheer' & 'It's going down'	High Pony	Tan/flesh coloured convertible tights, non-shimmer	White Sneakers

OPEN RAD 5+ Pointe Miss Gemma	'Giselles variation' & 'River flows in you'	Ballet Bun	Pink ballet tights	Both: Half in pointe shoes, other half on ballet flats.
Intermediate/Senior Acro Dance Miss Grace	'Star Wars' & 'No time to die'	High Pony	Tan/flesh coloured convertible tights, non-shimmer, rolled up to below knee	Bare foot
EQUINOXX K-Pop Troupe	'BabyMonster' & 'Back to the City'	BOTH: Any style, as long as it's properly styled (not casual or "normal" hair) and must be out of your face and not a distraction in the dance.	No tights required, however some individuals may want to wear shorts or camis under costumes. (Can decide on dress rehearsal day)	BOTH: White sneakers
RAD Ballet 3 / 4 Miss Gemma	'Hallelujah'	High Bun	Pink ballet tights	Ballet Flats
Intermediate/Senior K-Pop Miss Stella	'NewJeans Medley' & 'Kitsch/Shooting Star'	NewJeans: Cute styles - Ponytails, braids, straight, high pony, side pony - as long as it's properly styled (not casual or "normal" hair) and must be out of your face. Kitsch/SS: Something cool with a bit more attitude (again, must be out of face)	Tan/flesh coloured convertible tights, non-shimmer (can decide after dress rehearsal depending on individual).	NewJeans: White sneakers Kitsch/SS: Dark shoes - sneakers, combat boots, hightops, converse etc.
Fire Acrobatic Troupe Miss Grace	'I'm tired' & 'Running up the hill'	Low Bun	Tan/flesh coloured convertible tights, non-shimmer, rolled up to below knee	Barefeet
Empire Troupe Miss Stella	'Greatest Show' & 'Applause'	BOTH: High ponytail	Tan/flesh coloured convertible tights, non-shimmer	Black jazz shoes

Intermediate/Senior Hip Hop Miss Grace	'Pon de replay' & 'Chicago'	High Pony	None	White Sneakers
Intermediate Modern Jazz Miss Casey	'Physical' & 'Heads Will Roll'	High Pony	Tan/flesh coloured convertible tights, non-shimmer	Tan jazz shoes
Senior Jazz Levels ½ Miss Stella & Miss Grace	"Holding Out for a Hero' (Levels ½) "Call Me" (Level 1) "Can Can" (Level 2)	High Ponytail for all 3	Tan/flesh coloured convertible tights, non-shimmer	Black Jazz Shoes
Intermediate Lyrical/Contemporary Miss Casey	'Youth' & 'Breath of Life'	High Pony	Tan/flesh coloured convertible tights, non-shimmer	Half Soles/Foot Undeez
Senior Lyrical/Contemporary Levels ½ Miss Grace & Miss Stella	"Mirrorball' (Levels ½) "Love is Gone" (Level 1) "Eleanor rigby" (Level 2)	Low Bun for Mirroball and Eleanor Rigby Half up half down for Love is Gone	Tan/flesh coloured convertible tights, non-shimmer	Half Soles/Toe Undeez

Video Order Form

Complete and return to reception, or simply email dance@waps.com.au to advise of your video order.

Student Name: _____

CONCERT	Downloadable link - \$40 <i>(tick if you wish to order)</i>	USB order - \$45 each <i>(write the QUANTITY of USBs you would like to order)</i>
JUNIOR Concert <i>(toddler, pre-junior, junior classes)</i>		
SENIOR Concert <i>(intermediate, senior classes)</i>		

Remember to order and pay before 2nd December to qualify for 2023 pricing.

Note: Full-length concert videos are edited, proofed, and available approximately 3-4 weeks after the concert this year! You'll be advised via email and in studio announcements when it is ready!



CONSENT FORM



Under 18s Leaving The Regal Theatre Unaccompanied

(For children under 18 years to be released from backstage area unsupervised. If you opt not to return this form, a parent/guardian **MUST come to physically collect the child from the stage door.**

Your child will not be released, even to walk to the car park or pick-up point

I, _____ (Parent/Guardian's full name),

hereby give permission to The WA Performance School to release my child,

_____ (student's full name),

from WAPS supervision without a parent or guardian present on the following days:

(Tick all that applies)

1st December - Technical Rehearsal at Regal Theatre

2nd December - Concert at Regal Theatre

I understand that by signing the form below I give consent to The WA Performance School to release my child from the backstage area at Regal Theatre after the day's proceedings have concluded (I have indicated these dates by ticking the boxes above), without staff sighting a parent or guardian first and I accept all risks and liability associated with this.

I understand that it is my responsibility to collect my child from the venue and that if I am late or unable to attend, I will inform WAPS staff via 0422 851 587 or advise my child to wait for collection **inside** the property until I collect them.

Signature (Parent/Guardian): _____

Full Name of Signature: _____

Date: _____